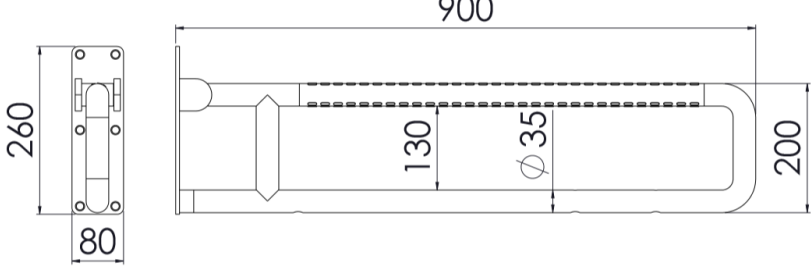
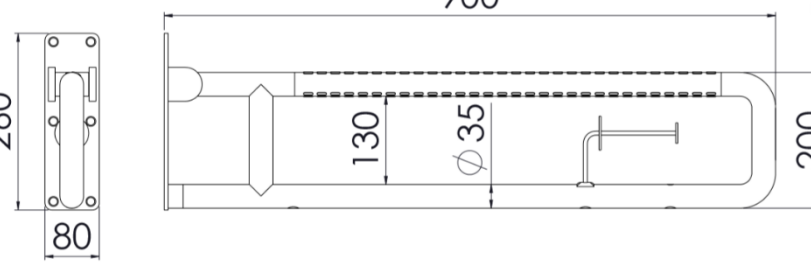
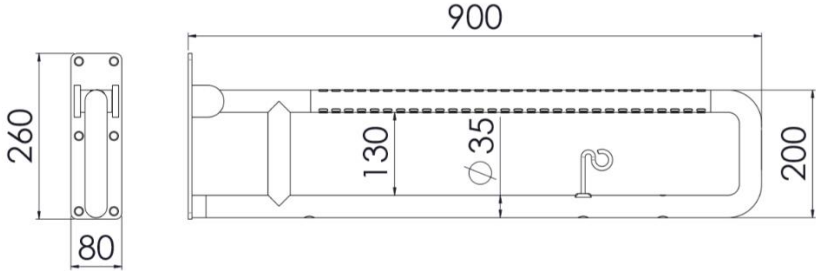
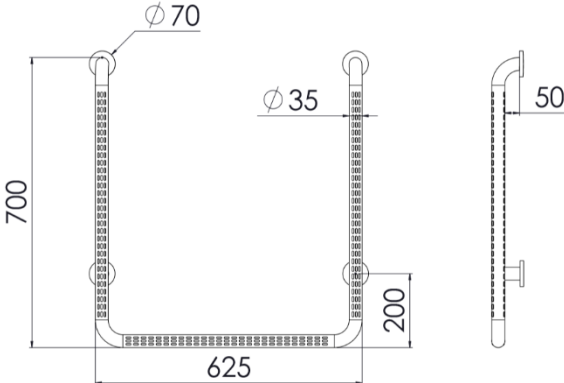
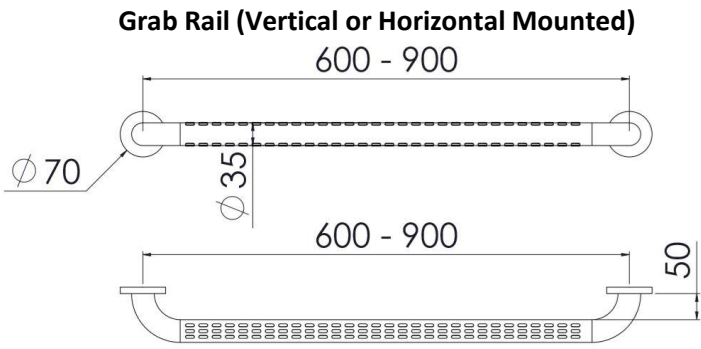
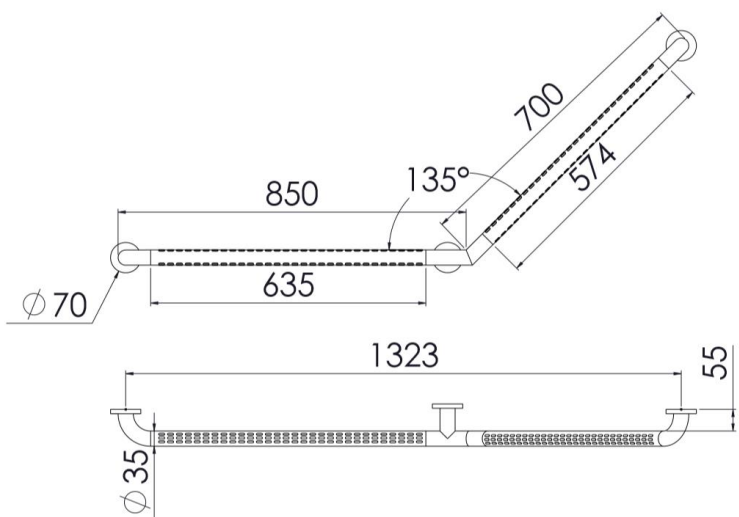


Welcome to the new and exciting “Ensafe Grab Rail” range of products combining functionally superior performance with industry leading aesthetics to deliver clients with a user experience (and look) that is unmatched. Enjoy.


Product Range

Order Code	Description	Material Code
EGR80001	<p style="text-align: center;">Drop Down Grab Rail</p> 	S304/ABSTWG or ABSWG
EGR80001-1	<p style="text-align: center;">Drop Down Grab Rail (TRH - Standard)</p> 	S304/ABSTWG or ABSWG
EGR80001-2	<p style="text-align: center;">Drop Down Grab Rail (TRH – Spring Loaded)</p> <p style="text-align: center;">Product Discontinued</p>	S304/ABSTWG or ABSWG

<p>EGR80001-3</p>	<p align="center">Drop Down Grab Rail (Nurse Call Hook - Standard)</p> 	<p>S304/ABSTWG or ABSWG</p>
<p>EGR80001-4</p>	<p align="center">Drop Down Grab Rail (Nurse Call Button)</p> <p align="center">Product Discontinued</p>	<p>S304/ABSTWG or ABSWG</p>
<p>EGR80390-2</p>	<p align="center">Shower "U" Support</p> 	<p>S304/ABSTWG or ABSWG</p>

<p>EGR70040-1 (900mm)</p> <p>EGR70040-2 (600MM)</p> <p>Other sizes may be available upon request</p>	<p style="text-align: center;">Grab Rail (Vertical or Horizontal Mounted)</p> 	<p>S304/ABSTWG or ABSWG</p>
<p>EGR70090-1 (L/H)</p> <p>EGR70090-2 (R/H)</p>	<p style="text-align: center;">Extended Wall Mount Grabrail</p> 	<p>S304/ABSTWG or ABSWG</p>

Material Codes Explained:

Code	Detail
S304	Stainless Steel – 304 Grade
ABSTWG	ABS with textured (improved grip) woodgrain finish 
ABSWG	ABS with woodgrain finish (i.e. woodgrain look with non-textured flat surface)
NLY	Nylon

Product Overview

Code	Overview
EGR80001	Drop down grab rail system combining attributes of hard wearing 304 grade stainless steel with that of aesthetically (and functionally superior) “textured” wood grain look, ABS material to improve grip force effectiveness where it counts. All exposed stainless-steel surfaces polished to a satin finish, and corners ground to a rounded surface. Options available include a Toilet Roll Holder (-1 being our standard fitment option) and Nurse Call provisions (-3 being our standard fitment option).
EGR80390	Fixed wall “U” shaped grab rail unit uses both good design and materials such as hard wearing 304 grade stainless steel and our functionally superior “textured” wood grain look, ABS material to present uses with improved support options when (and where) they need it. All exposed stainless-steel surfaces polished to a satin finish, and corners ground to a rounded surface.
EGR70040	Simple but effective grab rail unit coming in a range of lengths being 900mm (-1) & 600mm (-2) with other lengths potentially available upon request. Made from both hard wearing 304 grade stainless steel and our beautiful “textured” wood grain look, ABS material, this popular choice both looks and performs in a class of its own. All exposed stainless-steel surfaces polished to a satin finish, and corners ground to a rounded surface.
EGR70090	Available in both Left Hand (-1) and Right Hand (-2) versions, this extended wall mount grab rail unit again combines hard wearing 304 grade stainless steel with our functionally superior wood grain look, “textured” ABS material to improve grip force effectiveness where it counts. All exposed stainless-steel surfaces polished to a satin finish, and corners ground to a rounded surface.

Pre-Installation Checks

1. Before any installation work begins, a suitably qualified person should ensure the relevant mounting surface and associated wall construction (at fixing locations) can support the relevant grab rail product;
2. All fixings used must be selected and installed correctly to ensure the grab rail achieves its designed load rating as required under relevant Australian standards.

Warning: Grab rails are no stronger than the anchors used to secure them or the structure into/onto which they are fixed. As such, special attention should be paid to the integrity and suitability of both fixings and structure before fitting begins.

Installation and Maintenance Instructions

Responsibility for locating and installing the purchased product/s remains the sole responsibility of the installer - please ensure this work is completed by a qualified tradesperson. Maintenance of the purchased product/s also remains the sole responsibility of the buyer and should not involve the use of any solvents, acetones or aggressive synthetic based detergent compounds nor should it involve the use of abrasive cleaning devices or mechanisms. We recommend use mild Ph neutral organic cleaning products - contact Black Crow Designs for further advice.

Important: Installation instructions are subject to change without notice and installations must comply with all current Australian Standards and Australian Building Codes where applicable. Dimensions are subject to manufacturer’s tolerance of +/-10mm. Rough-in should be completed with each fixture.

ENSAFE PRODUCT QUALITY GUARANTEE

You have purchased a quality product from Podzapart Pty Ltd (ABN 64 606 292 791) trading as Black Crow Designs. This product is covered by a three (3)-year warranty when used in a domestic application and a one (1) year warranty when used in a commercial (see below) application. All spare parts supplied are also covered by a one (1) year (12 months) warranty from date of supply.

3 YEAR WARRANTY – DOMESTIC USE

This warranty covers faults in the product construction, material and assembly. Products which are within three (3) years from the date of purchase, found upon inspection by an authorised Black Crow Designs representative, to be defective in construction, material or assembly, will be repaired or exchanged with an equivalent product free of charge. Replaced items become Black Crow Designs property.

All replacement products will be available for collection from Black Crow Designs without charge to the customer or at Black Crow Designs nearest warehouse to the customer's location.

SPARE PARTS

Spare parts which are, within 1 year from the date of purchase, found upon inspection by an authorised Black Crow Designs representative to be defective in construction, material or assembly (where applicable), will be replaced free of charge.

WARRANTY CONDITIONS

This warranty only applies under all of the following conditions:

- The item has been installed for and subjected to domestic residential use only.
- Failure is due to a fault in the manufacture of the product
- Proof of purchase (including the date of purchase) is provided
- The installation of the product is in accordance with the relevant Australian standards, Building Codes and Regulations relevant instructions provided

This warranty does not cover products purchased as an ex-display without being fully checked and tested for sale by Black Crow Designs or one its authorised representatives.

This warranty does not include faults caused by:

- Unsuitable or improper use;
- Incorrect installation or installation not in accordance with the instructions provided;
- Normal wear and tear;
- Inadequate or complete lack of maintenance;
- Chemical, electrochemical or electrical influences;
- Harsh solvent, acetone or synthetic based detergent compounds or abrasive cleaners used on product finishes;

ONE (1) YEAR WARRANTY – COMMERCIAL USE

'Commercial' use as defined in the context of this warranty refers to is use other than normal domestic residential purposes, including use in non-business places as in public buildings, schools, sports centres and in establishments that contain private bathrooms with high frequency of use by many individuals, such as hotels, motels, retirement villages and hospitals.

This commercial warranty covers this product against manufacturing faults in the construction, material and assembly (where applicable) of both the finished products and any spare parts for a period of 1 year from the date of purchase. Products and spare parts which are found upon inspection by an authorised Black Crow Designs representative to be defective in construction, material or assembly (where applicable) will be repaired or exchanged free of charge. Replaced items become Black Crow Designs property.

The Warranty Conditions and exclusions which apply to the domestic use warranty also apply to this commercial warranty.

ENSAFE

Grab Rails



BLACK CROW
DESIGNS

EXCLUSIONS

To the fullest extent permitted by law, Black Crow Designs excludes all liability for damage or injury to any person, damage to any property, and any indirect consequential or other loss or damage.

CLAIM PROCEDURE

For all warranty queries customers are to contact the branch where the product was purchased. These details can be found on your purchase invoice.

Our goods come with guarantees that cannot be excluded under the Australian Consumer Law. You are entitled to a replacement or refund for a major failure and for compensation for any other reasonably foreseeable loss or damage. You are also entitled to have the goods repaired or replaced if the goods fail to be of acceptable quality and the failure does not amount to a major failure.